

PRODUCT

CMS Danskin Acoustics SoundLay is available in two formats - SoundLay and SoundLay Plus - offering a high performance floor noise barrier and reducing both impact and airborne sound.

SoundLay

SoundLay is designed for concrete floor applications and can also be used for timber floors. It is primarily used where impact noise insulation is required although can also provide a level of airborne noise insulation.

It is a two layer laminate, the upper being WB7.5 acoustic barrier supported by a 6mm layer of acoustic foam.


SoundLay Plus

SoundLay Plus is primarily designed for timber floors although can also be used with concrete floor constructions. It offers additional airborne and impact sound insulation to SoundLay so is aimed at developments where superior noise control is necessary.


This high performance composite is a sandwich laminate of two layers of WB7.5 acoustic barrier separated by a 6mm layer of acoustic foam.

APPLICATIONS

- Newbuild
- Retrofit
- Renovation
- Offices
- Residential developments
- Hotels



Soundlay



Soundlay Plus

FEATURES and BENEFITS

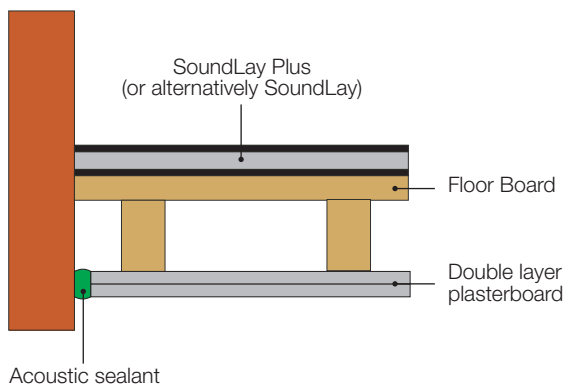
- Reduces impact sound
- Improved airborne sound performance
- Suitable for concrete and timber floating floors
- Both systems tested on basic floor constructions
- Flexible, easily cut
- Supplied in thin, easy to handle tiles
- Simple to install
- Cost effective
- Suitable for all final floor finishes

TECHNICAL INFORMATION

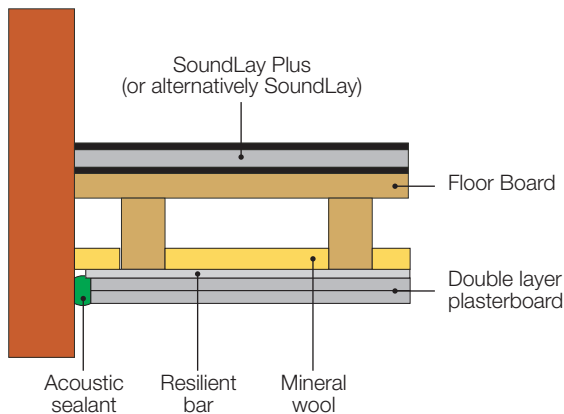
	Impact Performance (dLw)	Airborne Sound Insulation Rw (-Ctr)	Impact Sound Insulation Ln,w
SoundLay (example 1)	33dB	47dB (-5)	53dB
SoundLay Plus (example 1)	31dB	49dB (-4)	55dB
SoundLay Plus (example 2)	31dB	54dB (-6)	49dB

	Dimensions	Thickness (mm)	Weight (kg/m ²)
SoundLay	1200mm x 1000mm	9	8
SoundLay Plus	1200mm x 1000mm	12	15

Example 1



Example 2



INSTALLATION GUIDELINES

CMS Danskin Acoustics SoundLay is supplied in standard sheet/ tile sizes. These are easy to lay on the floor in a staggered pattern, placing tightly together.

The SoundLay sheets can be laid loose or bonded to the floor. When bonding to the floor, ensure that the surface is clean, dry, grease free and that the flooring is secured before bonding. REGUPOL® Regubond adhesive should be used. The SoundLay sheets can be pushed up to the skirting board or wall; ensure a tight fit to prevent flanking of airborne noise.

Carpets

Can be installed using grippers or by bonding. Contact CMS Danskin Acoustics for advice on the selection and fitting of grippers. When bonding, ensure the adhesive is suitable for polyurethane materials, as shrinkage may occur. When bonding carpet, it is recommended that SoundLay sheets are first bonded to the floor, using REGUPOL® Regubond adhesive.

Laminate*

Where a wooden laminated floor finish is being used, it is recommended that a layer of 12mm T+G plywood is bonded to the SoundLay first, using REGUPOL® Regubond adhesive.

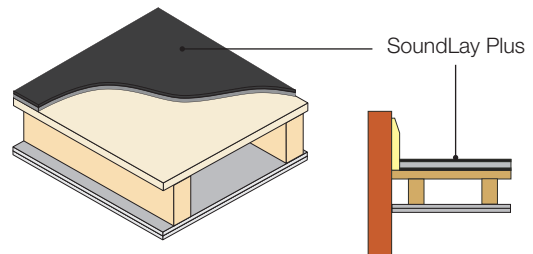
Vinyl

Where vinyl floor coverings are to be used, it is recommended that a layer of 12mm T+G plywood is bonded to the SoundLay first, using REGUPOL® Regubond adhesive.

For installations and applications not listed, please contact CMS Danskin Acoustics for guidance.

*Please note, nail bound systems must not be used with SoundLay as this will compromise the material's acoustic performance.

Wooden floors



Concrete floors

